

Name: _____ Date: _____



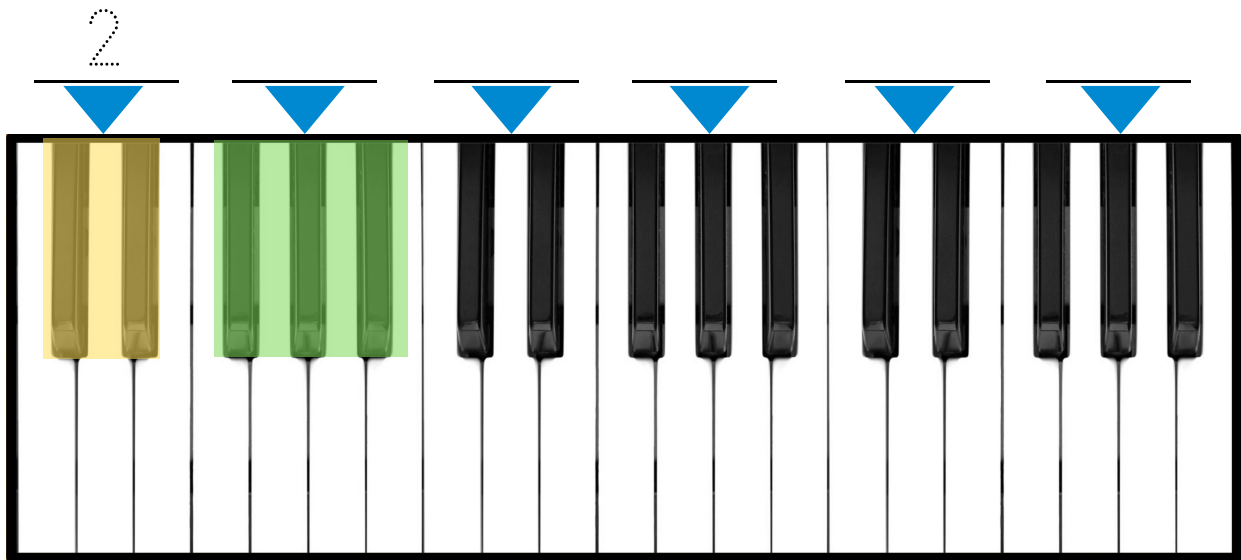
Piano Worksheet

INTRODUCTION
.....

Watch the lesson before completing this worksheet.


FIND THE PATTERN

Label how many BLACK KEYS are in each group.



FIND THE PATTERN

Circle all of the groups of 2 Black Keys.



DOGGIE EARS

Draw 2 EARS for the Dog.




What note do we find between the 2 Doggie Ears?

ANSWER: _____



FIND THE D KEY

Write the letter "D" on the correct piano keys.



Name: _____ Date: _____



Piano Worksheet

C MAJOR SCALE
.....

Watch the lesson before completing this worksheet.


What letter comes before the D in the alphabet?

Write the correct letter in the box.

A	B	<div></div>	D
---	---	-------------	---

Color each C KEY "Red" and Label with the letter C

Use the Doggie Ears to help find the correct keys.



YES OR NO?

Check the correct answer: Yes or No?

YES NO

There is an "H" in the musical alphabet.....

☐☐


Between the 2 Doggie Ears is the "D".....

☐☐

In the musical alphabet, A comes right after G

☐☐

Color in your own C SCALE!



(C SCALE Color Guide)



Can you count and clap Half Notes? Count 1, 2, while you keep your hands stuck together, unstick then stick your hands together again and count 3, 4. Make sure to repeat!

Half Notes



1

2



3

4

